

# Wayfinding *and* Delineation



**JNIOCK**<sup>®</sup>  
DESIGNED TO CONNECT.

# DESIGN *for* **Movement & Navigation**

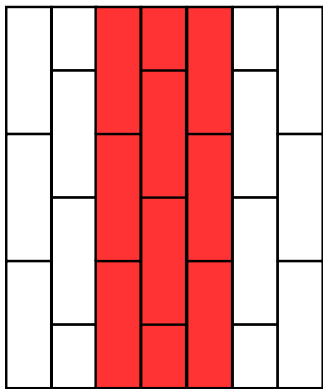
Wayfinding and delineation in architectural paving provides a solution for creating easy to navigate outdoor environments that make movement more efficient for pedestrians, vehicles and cyclists. The diverse range of colors and textures in concrete pavers can play a role in creating exterior wayfinding and space defining elements for outdoor plazas, parks, malls, or train stations.

Features such as shape, color, and finish, as well as the pattern in which they are laid, all contribute towards the definition of spaces and facilitation of movement.

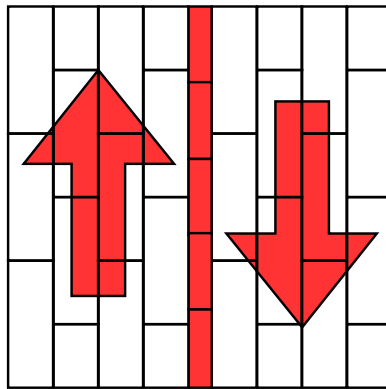
## **Spaces that Benefit from Wayfinding & Delineation**

- Academic Institutions
- Urban Plazas
- Residential Developments
- Trails & Walkways
- Streetscapes
- Office Complexes
- Retail Spaces
- Public Transportation

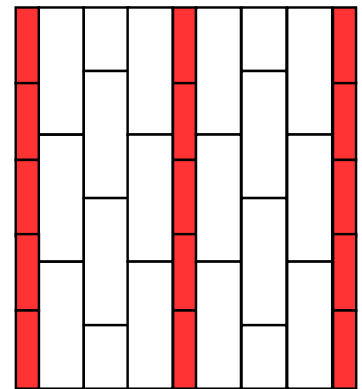
## **Inlaid Wayfinding & Delineation Elements in Paving Designs**



COLOR BLOCKING



GRAPHICS & DIRECTIONAL ARROWS



DIVISIONAL & DIRECTIONAL LINES





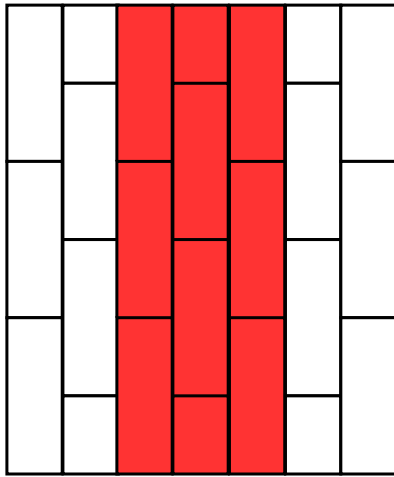
## Creative Campus

**DESIGNER:**  
MKS Studios

**PRODUCT:**  
Rectangles and Squares  
with Series™ finish in  
special-order colors

This design utilizes different paver colors and patterning to identify intersections and provide a visual cue for pedestrian crosswalks. Color blocking, transitioning from a light to dark paver design, signifies the approaching intersections. Meanwhile, pixilated directional lines in a contrasting color create the designated pedestrian crosswalks.





# Color Blocking

Color blocking is ideal for defining spaces and their purpose. **It can be used in streetscapes to differentiate roadways from bicycle lanes, sidewalks or crosswalks.** It can also be a design feature to create a sense of place within plazas, retail spaces, or residential developments while differentiating walking paths from rest or play areas. Color blocking is most effective when contrasting colors are used.



## **Bristol Community College**

**DESIGNER:**  
Sasaki Associates

**PRODUCT:**  
Promenade™ Plank Paver  
with Umbriano® finish

A paved plaza that leads to the entrance and extends through to the exit of this campus building utilizes color blocking in its design. A darker shade of Promenade Plank Paver is used to define the walkways while facilitating a sense of direction for campus visitors. Meanwhile, a contrasting paver color is used to define rest areas in the plaza.



## Dundas Place

**DESIGNER:**

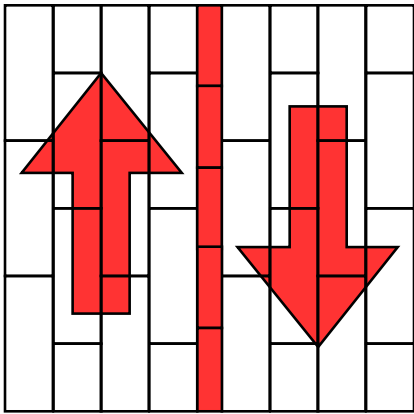
Dillon Consulting

**PRODUCT:**

**Rectangles with Series™ finish in Black Granite, Ice Grey, Mountain Mist, and special order color Medium Grey**

Color blocking is used in the design of this 'flex street' in London, ON. Sidewalks are defined with Series pavers in a mix of light grey colors. A combination of opposing dark grey and black colors are used to delineate the roadway from the sidewalk, making the movement of pedestrians and vehicles more efficient in this curbless setting.





# Inlaid Graphics & Directional Arrows

Arrows and other directional graphics can be built directly into a paving design. Rather than using the typical decal or painted wayfinding graphics, which fade and deteriorate over time, paving stones in contrasting colors can be used to create these elements. The result is **a unique & stunning design feature that guides traffic and movement through roadways, walkways and plazas** with minimal maintenance.



## McDonald's Chicago Flagship

**DESIGNER:**  
Ross Barney

**PRODUCT:**  
Eco-Line® with Smooth Premier finish

The designers of the McDonald's Flagship location in Chicago utilized contrasting colors of Eco-Line pavers to inlay directional and text graphics that guide road users to a drive thru entrance and facilitate fluid movement.





## **Downtown Belleville Streetscape**

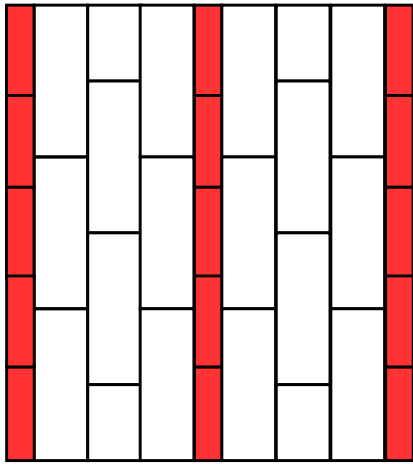
**DESIGNER:**  
Brown + Storey Architects Inc.

**PRODUCT:**  
Rectangle pavers with  
Series™ finish

The main paving field of this Belleville streetscape is a Unilock rectangle paver in red. A contrasting beige tone paver was used to create the pavement markings on the roadway. The nature of the inlay creates permanent markings that do not require additional maintenance in the future.








# Divisional & Directional Lines

Divisional and directional lines are **an easy way of navigating pedestrians through urban spaces and providing a sense of direction and destination.** While divisional and directional lines can be painted onto any paved surface, paving stones bring an intriguing element to an urban landscape while providing a long-term and durable solution to wayfinding and a sense of space.



## Columbia Center

**DESIGNER:**  
Grissim Metz  
Andriese Associates

**PRODUCT:**  
Planks with Il Campo® and Series™ finishes in Granite Blend and Black Granite

The paved walkway at Columbia Center links an office complex to an upscale boutique restaurant. The linear running bond pattern of the paving design utilizes Unilock pavers with Il Campo finish in Granite blend and a contrasting Series finish in Black Granite that connect the two destinations.





## **Harrison PATH Station**

**DESIGNER:**

**Port Authority of New York &  
New Jersey**

**PRODUCT:**

**Eco-Priora™ & Eco-Promenade®  
in special order colors**

A spacious plaza at the entry of Harrison PATH Station was designed with Unilock permeable pavers in Series™ finish. The exposed granite surface supports the high-traffic pedestrian area while the defined directional lines incorporated into the paving design lead the traveler to the entrances of the building.





# Finish Options

A subtle change in texture can be your design feature or a visual aid in transition zones. Speak with your Unilock Representative to learn more about the benefits of designing with our different finish options.

## ENDURACOLOR™ Architectural Finishes


Proprietary blends of some of nature's highest performing minerals such as granite and quartz are combined with manufacturing technologies that are exclusive to Unilock.



Umbriano® Mottled Finish with ColorFusion™ and EasyClean™



Series™ Exposed Granite Finish



Il Campo® Brushed Finish



Smooth Premier Finish



Flagstone Premier Finish



Granito™ Boldly Mottled Finish with EasyClean™



Revela™ Shot-Blast Finish



Senzo® Matte Finish with EasyClean™



## Classic Finish

Classic finish utilizes a traditional product mix of large and small aggregates, that is consistent from top to bottom, with color mixed throughout. Rest assured they are manufactured to exceed ASTM standards for quality and strength.



# Color Options

The wide range of color options available for your project allow you to design and create almost any desired effect. Ask your Unilock Representative for more details.



## Color Hues



COOL GREY



WARM GREY



BLACK



WARM



RED



BROWN



# Shape Options

Unilock has an extensive line of product options to fulfill your wayfinding and delineation design goals. By utilizing a combination of shapes, colors and textures, you can create your desired pattern and flow. Speak with your Unilock Representative about stock options available in your market.

## Linear Paver Collection



PROMENADE™ PLANKS



ECO-PROMENADE® 



MATTONI®

## Random Bundle Collection



ECO-LINE® 

*Sold in a bundle of multiple sizes.*



ARTLINE™

*Sold in a bundle of multiple sizes.*



BEACON HILL™

*Sold in a bundle of 3 sizes.*

## Geometric Collection



HEX / CITY PARK PAVER™ 

*Permeable option also available.*



Products with  
this symbol are  
permeable  
pavers.

## Square & Rectangle Collection



SERIES™



ECO-PRIORA™



BRUSSELS BLOCK®



COPTHORNE®



TOWN HALL®



UMBRIANO®

# Divisional Lines with Unigranite®

The unique texture and size of Unigranite is perfect for creating raised lines of delineation that act as a rumble strip on a roadway to deter vehicles from passing over into bicycle or pedestrian oriented spaces.



4 x 4 x 2¾"  
(100 x 100 x 70mm)

*Ask your Unilock Representative for availability in your region.*



## Evanston Fountain Square

**DESIGNER:**  
Teska Associates, Inc.

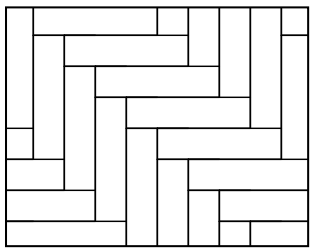
**PRODUCT:**  
Unigranite

A pedestrian-oriented plaza is situated in the middle of this streetscape. Unigranite was used as a rumble strip between the plaza and the roadways to define vehicular areas and improve pedestrian safety.

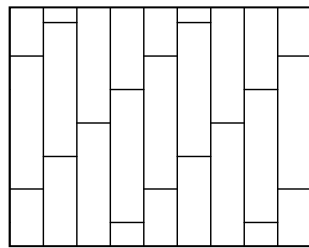


# Laying Patterns

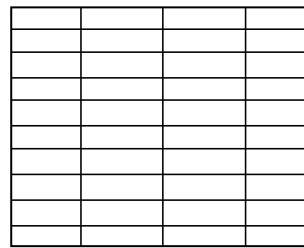
Using the correct laying pattern in your design can be critical to its success. Designing with a combination of laying patterns will also help delineate pedestrian from vehicular and resting or movements zones. Express your creative design with a combination of patterning that facilitate delineation.



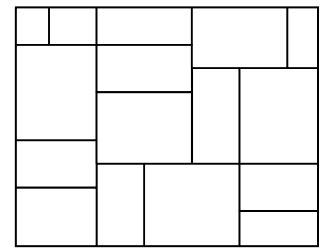
HERRINGBONE



RUNNING BOND



STACK BOND



RANDOM




## East Side Bond Condominium Complex

**DESIGNER:**  
Design Collective Inc.

**PRODUCT:**  
Umbriano® and Il Campo®

A herringbone pattern supports the load of vehicular traffic and defines the street at this condominium complex. A running bond pattern was used in the walkway and plaza spaces to delineate the pedestrian-oriented area.



# Project Support

Our years of industry-leading expertise and unparalleled personal attention and collaboration ensure that every intricate detail of your project runs smoothly. Our level of support is tailored to meet your needs:

- Cross Sections & Details
- Specifications
- Technical Support
- Uvision® Design Software
- Samples
- Paver Design Mock-Ups
- CEU Seminars
- Project Inspiration

**Contact a Unilock Representative to get started on your next project.**





**COMMERCIAL.UNILOCK.COM | 1-800-UNILOCK**

**BOSTON**  
(508) 278-4536

**CHICAGO**  
(630) 892-9191

**MILWAUKEE**  
(262) 742-3890

**KANSAS**  
(913) 417-7985

**MICHIGAN**  
(248) 437-7037

**NEW YORK**  
(845) 278-6700

**MID-ATLANTIC**  
(202) 798-2060

**ONTARIO**  
(416) 646-9000

**CINCINNATI / KY / TN**  
(513) 202-0219

**OHIO / WESTERN PA  
W-NY & C-NY**  
(330) 927-4000

STAY CONNECTED



**UNILOCK®**  
DESIGNED TO CONNECT.